

# CT Plus™ 5-STAGE FILTER SYSTEM



## Complete compressed air treatment and drying center

### Worry free air filtration for top quality paint jobs

- First stage filter removes oil, water and dirt down to 40 micron
- Second stage coalescer removes oil vapors and dirt particles down to .01 micron
- CT30 desiccant tank repeats dirt and oil aerosol removal and removes humidity



Order No.	Description
130522	CT Plus 5-stage desiccant filter system
130517	Filter element, water (1st stage)
130518	Filter element, coalescing (2nd stage)
130504	DC30 desiccant cartridge

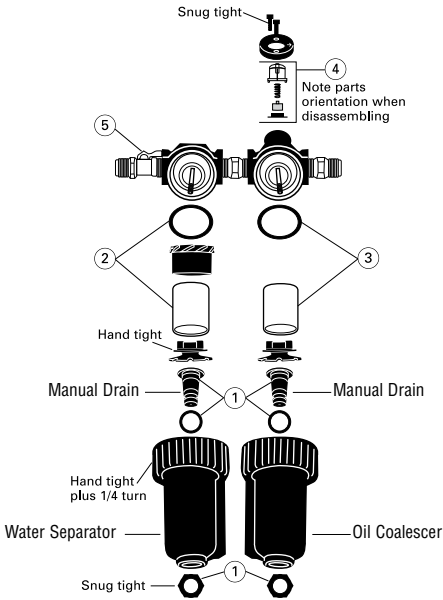
### 30 CFM air flow capacity

- Longer desiccant life
- Air inlet valve shuts off CT Plus™ air without having to shut off shop air
- No tools needed to change first and second stage filters
- Easy change-out desiccant cartridge bag

### Ergonomic, self-relieving regulator



Refer to Service Bulletins and Instructions: SB-6-182, SI-6-18-8, SI-6-18-10




### 2-Stage Filter Set Parts

Ref. No.	Part No.	Description	Ind. Parts Req.
1	130519	Drain Kit (1 set)	1
2	130517	Filter Element, Water	1
3	130518	Filter Element, Coalescing	1
4	130520	Indicator Kit, Coalescing	1
5	VA-595	Shut-off Valve	1

### 2-STAGE FILTER SPECIFICATIONS

Air Flow 65 SCFM @ 90 PSIG  
 Max. Pressure 150 PSIG  
 Max. Temperature 150°F



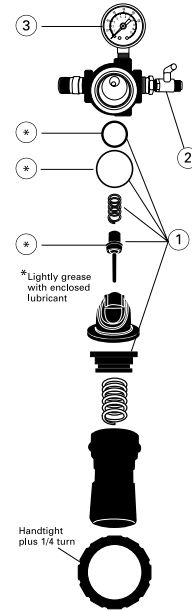
### CT30 Parts

Ref. No.	Order No.	Description	Ind. Parts Req.
1	130505	Humidity Indicator (1 Humidity Indicator Paper included)	1
2	130511	Drain (Manual)	1
3	130510	Gasket	1
*4	130504	Desiccant Cartridge (not shown)	1

\* Material Safety Data Sheet (MSDS-52) available upon request.

### CT30 SPECIFICATIONS

Air Inlet 1/2" NPT (Female)  
 Air Outlet 1/2" NPT (Female)  
 Air Flow Capacity 30 CFM  
 Max. Operating Pressure 200 PSIG (14 Bar)  
 Max. Temperature 150°F (65.6°C)  
 Humidity Indicator Green: OK  
 Yellow: Replace Desiccant  
 Water Vapor Removal -40°F Dew point  
 Partical Removal 0.1 micron  
 Manual Drain Included



### Regulator Parts

Ref. No.	Part No.	Description	Ind. Parts Req.
1	130521	Regulator Kit	1
2	VA-594	Shut-off Valve	1
3	GA-288	Gauge	1

### REGULATOR SPECIFICATIONS

Air Flow 65 SCFM @ 100 PSIG  
 Max. Inlet Pressure 250 PSIG  
 Regulated Pressure Range 2-125 PSIG  
 Max. Temperature 175°F

# CamAir Filter Systems

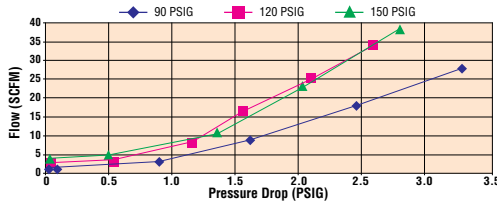


## Air Filtration/Regulation Systems

- Compact and effective—perfect for cramped shop spaces
- Removes dirt, water and oil from air lines to 0.01 micron—assures superior finishes
- Quick change bowls and air inlet valve accommodate rapid, trouble free maintenance without shutting off main shop air
- Combine 2-stage filter with the CT-30 desiccant dryer to create a CT Plus 5-stage filter system
- 65 SCFM @ 90 PSIG

Order No.	Description
130523	2-stage filter unit with regulator
130526	3-stage filter unit with 2 regulators


Flow vs Pressure Drop of 130523 2-Stage Filter Unit




3-Stage filter system meets type 1 grade D breathable air particulate requirements



130523 2-Stage w/Regulator

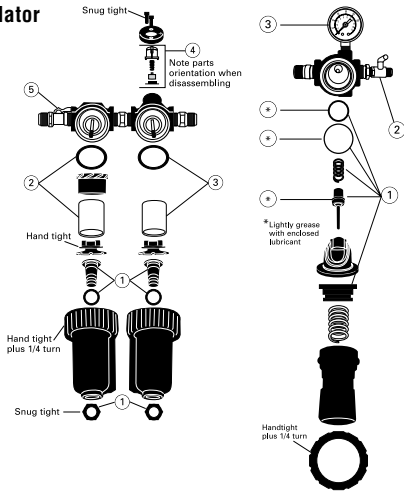


130526 3-Stage w/2 Regulators



Refer to Service Bulletins and Instructions: SB-6-182, SI-6-18-8, SI-6-18-10

### 130523 2-Stage w/Regulator



#### 2-Stage Filter Set Parts

Ref. No.	Part No.	Description	Ind. Parts Req.
1	130519	Drain Kit (1 set)	1
2	130517	Filter Element, Water	1
3	130518	Filter Element, Coalescing	1
4	130520	Indicator Kit, Coalescing	1
5	VA-595	Shut-off Valve	1

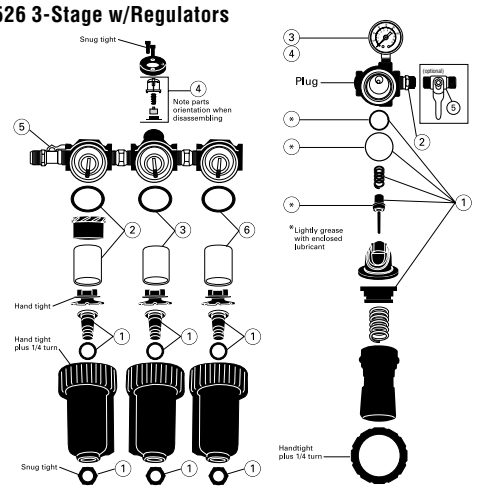
**2-STAGE FILTER SPECIFICATIONS**  
 Air Flow 65 SCFM @ 90 PSIG  
 Max. Pressure 150 PSIG  
 Max. Temperature 150°F

**REGULATOR SPECIFICATIONS**  
 Air Flow 65 SCFM @ 100 PSIG  
 Max. Inlet Pressure 250 PSIG  
 Regulated Pressure Range 2–125 PSIG  
 Max. Temperature 175°F

#### 2-Stage Regulator Parts

Ref. No.	Part No.	Description	Ind. Parts Req.
1	130521	Regulator Kit	1
2	VA-594	Shut-off Valve	1
3	GA-288	Gauge	1

### 130526 3-Stage w/Regulators



#### 3-Stage Filter Set Parts

Ref. No.	Part No.	Description	Ind. Parts Req.
1	130519	Drain Kit (1 set)	1
2	130517	Filter Element, Water	1
3	130518	Filter Element, Coalescing	1
4	130520	Indicator Kit, Coalescing	1
5	VA-595	Shut-off Valve	1
6	130527	Filter Element, Charcoal	1

#### 3-Stage Regulator Parts

Ref. No.	Part No.	Description	Ind. Parts Req.
1	130521	Regulator Kit	1
2	H-2008	Adapter	1
3	GA-288	Gauge	1
4	GA-375	Gauge, Upside Down	1
5	VA-594	Shut-off Valve (optional)	1