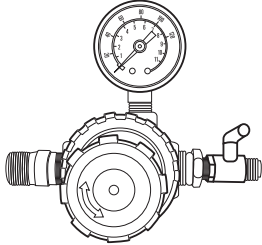


130516 REGULATOR ASSEMBLY

RECOMMENDED INSTALLATION INSIDE SPRAY BOOTH

DESCRIPTION

The self-relieving air pressure regulator is designed to be a point of use system.



SPECIFICATIONS

Air Flow: 75 SCFM @ 100 PSIG inlet

Max. Inlet Pressure: 250 PSIG

Regulated Pressure Range: 2 – 125 PSIG

Max. Temperature: 175°F

INSTALLATION

Warning

RISK OF PERSONAL INJURY

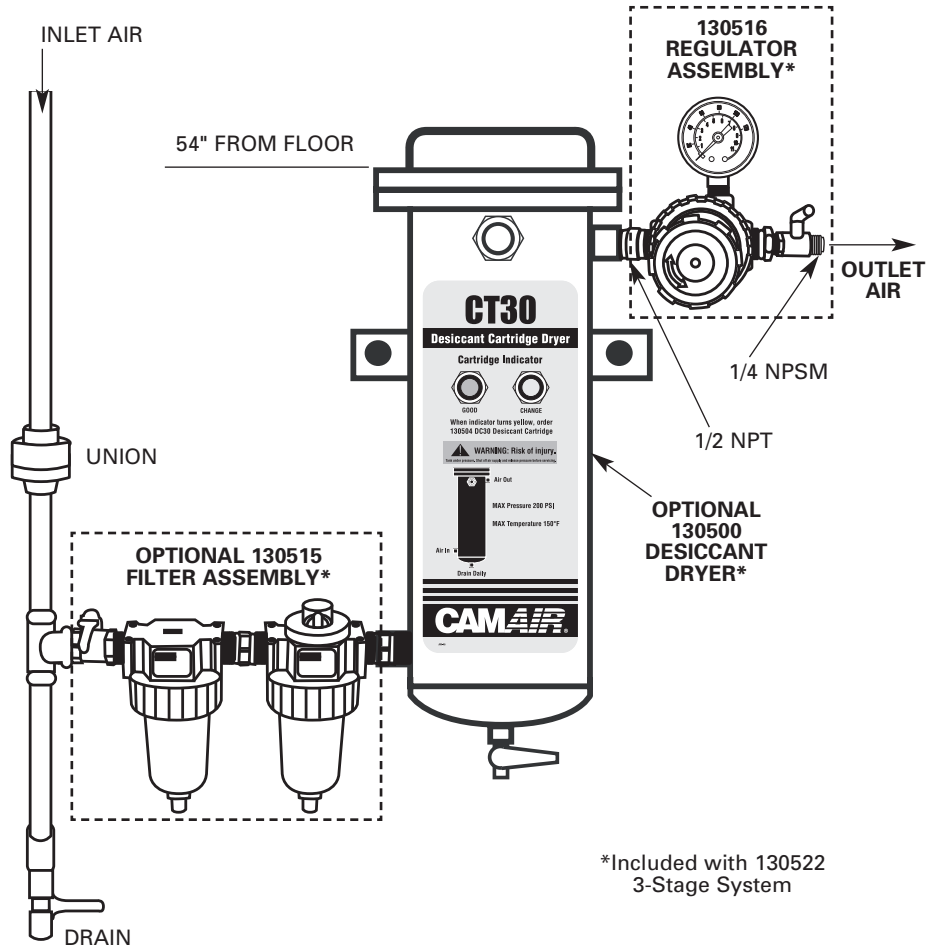
RISK OF PROPERTY DAMAGE

Except as otherwise specified by the manufacturer, this product is specifically designed for compressed air service and use with any other fluid (liquid or gas) is a misapplication. For example, use with or injection of certain hazardous gases in the system (such as oxygen or liquid petroleum gas) could be harmful to the unit or result in a combustible condition that may cause fire or explosion. Manufacturer's warranties are void in the event of misapplication and manufacturer assumes no responsibility for any resulting loss.

Warning

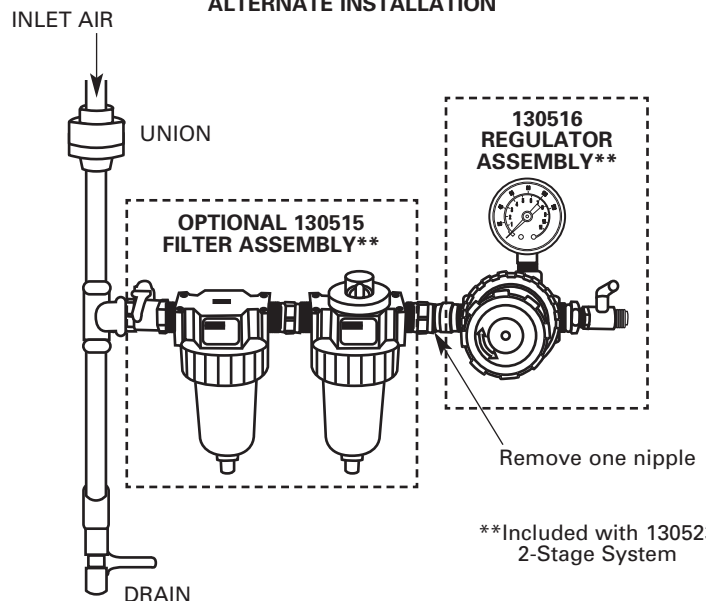
RISK OF PERSONAL INJURY

Release all air pressure from system before servicing system. Use only specified parts.



*Included with 130522 3-Stage System

ALTERNATE INSTALLATION



**Included with 130523 2-Stage System