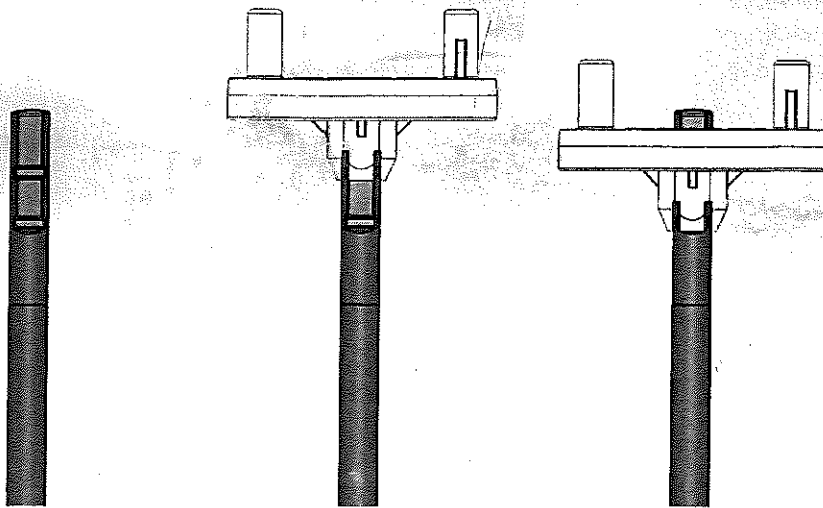


X5 MIXING LID FITTING GUIDE



X5 Quart/Liter Mixing Lid shafts are now supplied with the two notches.

X5 lids are pre-set to fit Alpha Mix 160/220 mixing machines.

For Quick-Mix 150/220 Plus and older Fillon mixing machines) press the drive fork DOWN and lock into the lowermost notch as shown above.

For additional support, contact Fillon Technologies N.A.,

at 800-777-1583


or

technicalUS@fillontech.com


HOW TO INSTALL YOUR X5 MIXING LID?




Insert the mixing blade (a) into the can.




Center the lid on the can. Make sure to have the cams opened.




To lock the locking cams (b), push and turn cams towards the inside.



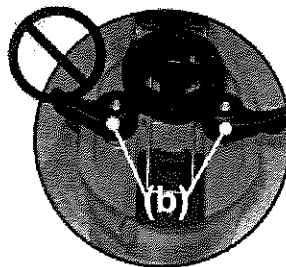
Lower the blade into position. Do not force the blade once it reaches the bottom of the can.




Recommended use.



Ensure that the lid is correctly centered on the can.



Incorrect locking of cams (b) could result in leaking and/or the lid detaching from the can.



Wrong use: risk of leakage.

at 800-777-1583

or

technicalUS@fillontech.com