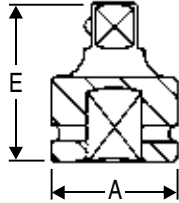




3/4" Drive Impact Attachments



3/4" Drive Adapters SAE



Item Number	Female End	Male End	Socket Retention Device	Dimensions (Inches)	
				A	E
*3008A	3/4"	1/2"	Friction Ball	1.73	2.28
*3008AL	3/4"	1/2"	Locking Pin	1.73	2.28
3009A	3/4"	1"	Pin Hole	1.73	2.48
3009AB	3/4"	1"	Friction Ball	1.73	2.48
3009AL	3/4"	1"	Locking Pin	1.73	2.48

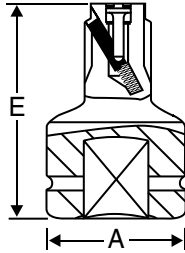
Extra Long Adapter

3079AB	3/4"	1"	Friction Ball	1.73	6.89
---------------	-------------	-----------	---------------	------	------

* Reducing Adapters are not covered by the GP Warranty.

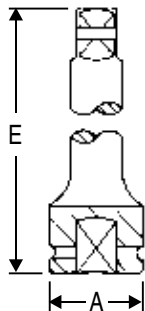
* See page 182 for New Reducing Sleeve Adapters

3/4" Drive to #5 Spline Adapter SAE



Item Number	Female End	Male End	Socket Retention Device	Dimensions (Inches)	
				A	E
3011A	3/4"	#5 Spline	Pin Hole	2.13	4.13
5500RK	Repair Kit for No. 3011A, No. 4011A, & No. 6011A				

3/4" Drive Extensions SAE



Item Number	Description	Socket Retention Device	Dimensions (Inches)	
			A	E
3003E	3" Extension	Pin Hole	1.73	2.95
3003EB	3" Extension	Friction Ball	1.73	2.95
3003EL	3" Extension	Locking Pin	1.73	2.95
3007E	7" Extension	Pin Hole	1.73	6.89
3007EB	7" Extension	Friction Ball	1.73	6.89
3007EL	7" Extension	Locking Pin	1.73	6.89
3010E	10" Extension	Pin Hole	1.73	9.84
3010EB	10" Extension	Friction Ball	1.73	9.84
3010EL	10" Extension	Locking Pin	1.73	9.84
3013E	13" Extension	Pin Hole	1.73	12.99
3013EB	13" Extension	Friction Ball	1.73	12.99
3013EL	13" Extension	Locking Pin	1.73	12.99

Socket Retention Device Key for 3/4" Drive Adapters, Extensions & Universal Joints



Do NOT run the tool when the socket is OFF the fastener.

PH Pin Hole

Uses Ret Ring® or Pin & O-ring to secure socket. The most secure system available. Recommended for 3/4" drive and larger impact wrenches.

FB Friction Ball

A spring loaded steel ball that lines up with the socket retainer hole. Use caution when using this system because the socket is held in place only by spring pressure on the steel ball.

LP Locking Pin

Spring loaded pin, simply line up with socket retainer hole and press pin. To release socket, insert object through retainer hole and press pin.

