

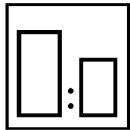
WANDA 8100 2K CLEAR

500200, 500201

FOR PROFESSIONAL USE ONLY

Description

Wanda 8100 2K Clear is a polyurethane clearcoat used as a topcoat over Wandabase HS basecoat. Wanda 8100 2K Clear offers excellent application, fast dry, great gloss and good durability. It can be used for small spot repairs and total resprays.



4 Wanda 8100 2K Clear (500200, 500201)
1 Wanda 2K Hardener Std – 418.03093 or Hardener Slow – 418.03090
or Hardener Extra Slow – 418.03088



Use Wanda mixing stick

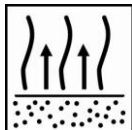


Spray gun set-up:
1.3-1.6 mm
HVLP max. 10 psi at air cap

Application pressure:
40-50 psi (spray gun air inlet)
o Check gun manufacturer specification




Application:
2-3 Single Coats
Apply 2-3 medium coats, allowing flash off time between coats



Between coats:
5-10 minutes at 70°F (20°C)

Before curing:
0-5 minutes at 70°F (20°C)



Hardener selection:	70°F (20°C)	140°F (60°C)
Wanda 2K Hardener Std - 418.03093	8-16 hours	25 minutes
Wanda 2K Hardener Slow - 418.03090	10-18 hours	30 minutes
Wanda 2K Hardener Extra Slow - 418.03088	10-18 hours	30 minutes



Use suitable respiratory protection
Akzo Nobel Car Refinishes recommends the use of a fresh air supply respirator

Read complete TDS for detailed product information

WANDA 8100 2K CLEAR

500200, 500201

FOR PROFESSIONAL USE ONLY

Description

Wanda 8100 2K Clear is a polyurethane clearcoat used as a topcoat over Wandabase HS basecoat. Wanda 8100 2K Clear offers excellent application, fast dry, great gloss and good durability. It can be used for small spot repairs and total re-sprays.

Products and additives

Product	- Wanda 8100 2K Clear – 500200, 500201
Hardener	- Wanda 2K Hardener Std – 418.03093; a faster hardener for small repair areas and the sides of vehicles. - Wanda 2K Hardener Slow – 418.03090; a general purpose hardener for all repair sizes. - Wanda 2K Hardener Extra Slow – 418.03088; an extra slow hardener for large repairs and very high temperatures.
Reducers	- None
Additives	- Wanda Flexible Additive- to increase flexibility of Wanda 8100 2K Clear for use on flexible parts.

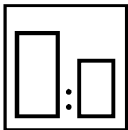
Basic raw materials

- Wanda 8100 2K Clear - Acrylic resins solvents and additives
- Wanda 2K Hardener Std - Poly-isocyanate resins and solvents
- Wanda 2K Hardener Slow - Poly-isocyanate resins and solvents
- Wanda 2K Hardener Extra Slow - Poly-isocyanate resins and solvents

Suitable substrates

- Wandabase HS basecoat; after a minimum flash off time of 15 to 20 minutes at 70°F (20°C).
 - o Wandabase HS basecoat should not be sanded before the clear coat application.
- Existing finish that is thoroughly prepared, in the case of spot repairs and blending.

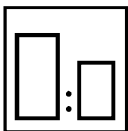
Material preparation and mixing



4 parts by volume of Wanda 8100 2K Clear
1 parts by volume of Wanda 2K Hardener Std or Hardener Slow or Hardener Extra Slow

- o For easy and accurate mixing, use the Wanda mixing stick

Flexible car parts

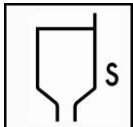


To increase flexibility of Wanda 8100 2K Clear for use on flexible parts.

Add 30% of Elastic Additive (volume) to Wanda 8100 2K Clear prior to activating and reducing. Follow with the clear mixing ratio.

- o For easy and accurate mixing, use the Wanda mixing stick
- o Stir thoroughly and finish the mixing as stated under mixing ratio.

Spray viscosity



18-20 seconds – DIN Cup #4 at 70°F (20°C)

WANDA 8100 2K CLEAR

500200, 500201

FOR PROFESSIONAL USE ONLY

Spray gun set-up / application pressure



Spray gun

Siphon Feed
Gravity Feed
Gravity HVLP
HVLP Pressure Feed

Fluid tip – set-up

1.5–1.6 mm
1.3–1.5 mm
1.3–1.5 mm
0.8–1.0 mm

Application pressure

40 to 50 psi at the spray gun air inlet
40 to 50 psi at the spray gun air inlet
HVLP max 10 psi at the air cap
○ Check gun manufacturer specification.

Application process



Apply 2 to 3 single coats, allowing for 5-10 minutes flash off time.

- Flash off between coats; in case of application to larger areas a minimal flash off time between coats is required.
- On horizontal surfaces (hoods) it is recommended to apply 3 coats. this provides improved durability and gloss retention

Pot-life

(The ready to spray mixture 4:1)

Wanda 2K Hardener Std	2 hours	At 70°F (20°C)
Wanda 2K Hardener Slow	3 hours	At 70°F (20°C)
Wanda 2K Hardener Extra Slow	3 hours	At 70°F (20°C)

Film thickness

Approximately 0.8-1.0 mils. (20-25 µm) per coat.

Drying times

Allow a 5 minute flash-off time before moving the car into a pre-heated drying oven (booth).
All drying times relate to application and object temperature.



		Wanda 2K Hardener Std	Wanda 2K Hardener Slow	Wanda 2K Hardener Extra Slow
70°F (20°C)	Dust dry	15 minutes	20 minutes	20-25 minutes
	Dry to handle	8-16 hours	10-18 hours	10-18 hours
122°F (50°C)	Dust dry	10 minutes	12 minutes	12 minutes
	Dry to handle	45 minutes	50 minutes	50 minutes
140°F (60°C)	Dust dry	10 minutes	10 minutes	10 minutes
	Dry to handle	25 minutes	30 minutes	30 minutes



WANDA 8100 2K CLEAR

500200, 500201

FOR PROFESSIONAL USE ONLY

Through-hardening:

Following the drying cycle at 140°F (60°C) object temperature, allow the Wanda 8100 2K Clear to cool fully to ambient temperature to complete the through-hardening process.

Recoatability

Recoatable with itself after full drying cycle, sanding becomes necessary if there are defects or after 24 hours.

Polishability



Dust and minor damage can be polished out after the stated air-dry times have been reached, or after a full bake at 140°F (60°C) object temperature, followed by a cool down of the object to ambient temperature. Carefully sand out dust particles and restore the surface according to the polishing recommendations.

- Ready to polish approximately 30 minutes after cool down to ambient temperature.
- Carefully sand out dust particles with #1500 then #2000 grit paper wet paper, then polish with appropriate compound.

Material usage

With recommended application, the theoretical material usage is ± 29 sq.ft./liter (9 m²/liter) per coat.

- The practical material usage depends on many factors i.e. shape of the object, roughness of the surface, application techniques, pressure, method and application circumstances.

Cleaning of equipment

Use Wanda Reducer – 407.04001

VOC

The VOC content of this product (4:1 ratio) in ready to use form is 4.1 lb/gal (495 g/liter).

Storage / shelf life

Store products unopened, and used products with closed lids preferably between 70°F-95°F (20°C-35°C) Avoid too much temperature fluctuation, optimal storage temperature approximately 70°F (20°C)

Shelf life:

- Wanda 2K Clear - 3 years
- Wanda 2K Hardener Std - 2 years
- Wanda 2K Hardener Slow - 2 years
- Wanda 2K Hardener Extra Slow - 2 years



WANDA 8100 2K CLEAR

500200, 500201

FOR PROFESSIONAL USE ONLY

FOR PROFESSIONAL USE ONLY

IMPORTANT NOTE: The information in this data sheet is not intended to be exhaustive and is based on the present state of our knowledge and on current laws: any person using the product for any purpose other than that specifically recommended in the technical data sheet without first obtaining written confirmation from us as to the suitability of the product for the intended purpose does so at his own risk. It is always the responsibility of the user to take all necessary steps to fulfill the demands set out in the local rules and legislation. Always read the Material Data Sheet and the Technical Data Sheet for this product if available. All advice we give or any statement made about the product by us (whether in this data sheet or otherwise) is correct to the best of our knowledge but we have no control over the quality or the condition of the substrate or the many factors affecting the use and application of the product. Therefore, unless we specifically agree in writing otherwise, we do not accept any liability whatsoever for the performance of the product or for any loss or damage arising out of the use of the product. All products supplied and technical advices given are subject to our standard terms and conditions of sale. You should request a copy of this document and review it carefully. The information contained in this data sheet is subject to modification from time to time in the light of experience and our policy of continuous development. It is the user's responsibility to verify that this data sheet is current prior to using the product.

Coating brand names mentioned in this data sheet are trademarks of or are licensed to Akzo Nobel.

Head Office

Akzo Nobel Car Refinishes Inc. 5555 Spalding Drive Norcross, GA 30092, USA.