

## 12800 MASTER PNEUMATIC BEARING RACE & SEAL DRIVER SET

This Master Set Contains 11 Drivers to Fit Automobiles and Trucks up to 1 Ton.

This set also includes 2 handles, one for hammering and a pneumatic handle for use with an air hammer. Use the tapered driver side for bearing races; reverse to the flat side for seals. To add the pneumatic handle to your current set order a 12820 pneumatic driver. Molded case.

12800 Master Pneumatic Bearing Race & Seal Driver Set. Molded case.

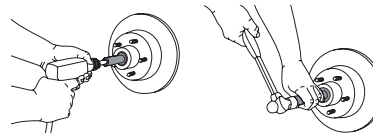
Shipping wt. 6 lbs. 11 oz.

12820 Pneumatic Handle                      12730 Handle

\*FOR HEAVY-DUTY APPLICATIONS SEE 61900, Pg. 86



Driver No.	Size
12610	1.565"
12620	1.750"
12630	1.965"
12640	2.325"
12650	2.555"
12690	2.830"
12700	2.995"
12710	2.470"
12810	4.625"
12930	3.813"
12970	3.180"



U.S. Pat No. 7,707,709

## 12600 12980 BEARING RACE AND SEAL DRIVER SETS

Makes it Easier to Insert Bearing Race.

Insert bearing race quickly, straight in on FIRST TRY! Helps reduce damage to both race and axle housing. Turn driver over to drive seals.

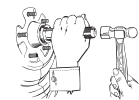
12600 Bearing Race Driver. Includes 6 drivers. Clam Shell. Wt. 1 lb. 9 oz.

12980 Bearing Race and Seal Driver. Includes 9 drivers. Molded Case. Wt. 3 lb.

12660 Handle

MEASUREMENTS ARE TO OUTSIDE OF DRIVERS.

Driver No.	Size
12610	1.565"
12620	1.750"
12630	1.965"
12640	2.325"
12710	2.470"
12650	2.555"
12690	2.830"
12700	2.995"
12970	3.180"



\*There are 9 Drivers. The first 6 are included in the 12600. The largest 3 are available individually or in the 12980 Master Set.

## 59400 PINION BEARING RACE DRIVER SET

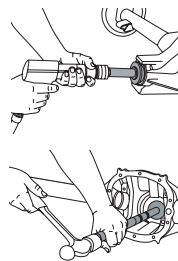
Set Includes 8 Drivers for Driving Inner and Outer Pinion Bearing Races on 1/2 & 3/4 Ton Ford, Dodge and GM Pickups.

Use the extended, two-piece handle for driving rear pinion bearing races. A pneumatic handle is also included for use with an air hammer.

59400 Pinion Bearing Race Driver Set. Molded case. Shipping wt. 7 lbs. 6 oz.

12820 Pneumatic Handle                      59540 Handle

59530 Handle Extension (with Tapped Hole)



Driver No.	Size
59410	2-11/16"
59420	2-27/32"
59430	2-7/8"
59440	3"
59450	3-1/4"
59460	3-1/2"
59470	3-3/4"
59480	4-1/8"


U.S. Pat No. 7,707,709

## 24800 SEAL DRIVER KIT

Quickly Drives Seals Without Damage.

Sixteen adapters for seals up to 3-3/8" diameter. Includes special adapters for "shielded" seals.

24800 Seal Driver. Clam Shell. Shipping wt. 1 lb. 11 oz.



SET INCLUDES 16 ADAPTERS, ONE WASHER AND ONE HANDLE