



655 Eisenhower Drive
 Owatonna, MN 55060 USA
 Phone: (507) 455-7000
 Tech. Serv.: (800) 533-6127
 Fax: (800) 955-8329
 Order Entry: (800) 533-6127
 Fax: (800) 283-8665
 International Sales: (507) 455-7290
 Fax: (507) 455-7063

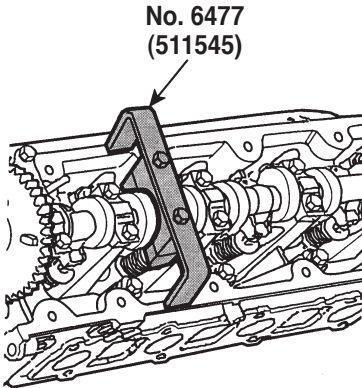
Form No. 107101

Operating Instructions
 for:

6477
 (511545)

Ford Camshaft Holding Tool

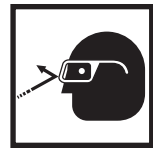
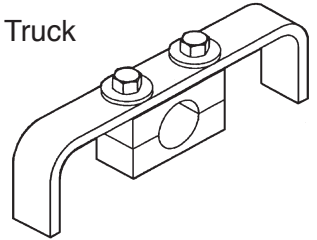
Application: 1997 – 2009 4.6L Econoline, F-Series Truck (VIN W)
 1997 – 2002 5.4L Econoline (V8), Expedition, F-Series Truck
 1997 – 2002 6.8L V10 Econoline
 1998 – 2002 5.4L V8 Navigator



NOTE:

- Same as Ford No. 303-557 (T96T-6256-B)
- This tool is used with No. 6476 (511543 & 511544) Ford Camshaft Positioning Tool Set.

1. Install tool No. 6477 (511545) on the camshaft as shown.
2. Torque hex hd. bolts at 20 ft.·lbs. to ensure correct clamping force. *Note: Each bolt must be engaged by the same number of threads in the bottom clamp to ensure correct clamp alignment.*
3. Repair the engine as required according to instructions in the vehicle service manual.



WARNING: Wear eye protection that meets ANSI Z87.1 and OSHA standards.

© Bosch Automotive Service Solutions LLC
 July 25, 2014 Rev. C



655 Eisenhower Drive
 Owatonna, MN 55060 USA
 Phone: (507) 455-7000
 Tech. Serv.: (800) 533-6127
 Fax: (800) 955-8329
 Order Entry: (800) 533-6127
 Fax: (800) 283-8665
 International Sales: (507) 455-7290
 Fax: (507) 455-7063

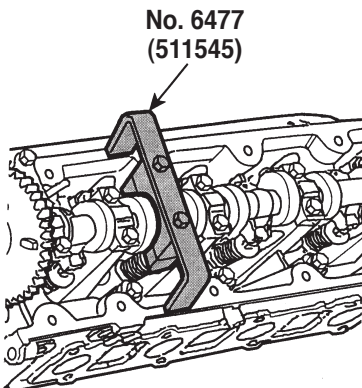
Form No. 107101

Operating Instructions
 for:

6477
 (511545)

Ford Camshaft Holding Tool


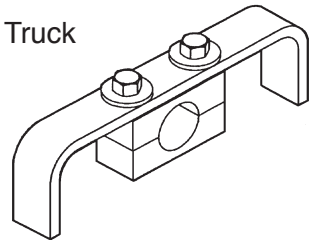
Application: 1997 – 2009 4.6L Econoline, F-Series Truck (VIN W)
 1997 – 2002 5.4L Econoline (V8), Expedition, F-Series Truck
 1997 – 2002 6.8L V10 Econoline
 1998 – 2002 5.4L V8 Navigator



NOTE:

- Same as Ford No. 303-557 (T96T-6256-B)
- This tool is used with No. 6476 (511543 & 511544) Ford Camshaft Positioning Tool Set.

1. Install tool No. 6477 (511545) on the camshaft as shown.
2. Torque hex hd. bolts at 20 ft.·lbs. to ensure correct clamping force. *Note: Each bolt must be engaged by the same number of threads in the bottom clamp to ensure correct clamp alignment.*
3. Repair the engine as required according to instructions in the vehicle service manual.



WARNING: Wear eye protection that meets ANSI Z87.1 and OSHA standards.

© Bosch Automotive Service Solutions LLC
 July 25, 2014 Rev. C