

WRENCHES

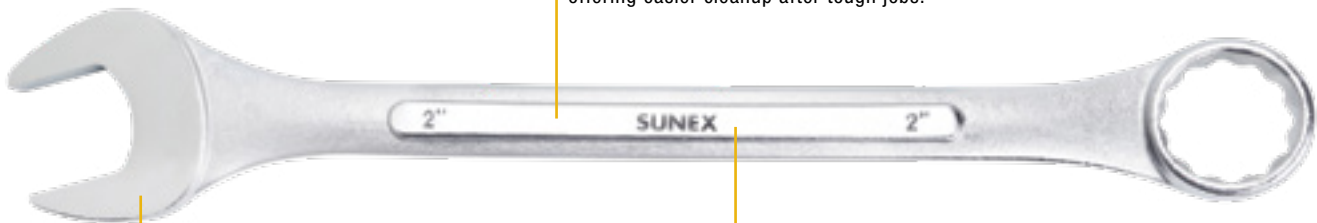
FIT FOR ANY JOB

Our wide selection of wrenches are ready to take on your toughest workplace challenges. With combination, crowfoot, stubby, adjustable, and jumbo combination wrenches and sets, we've got whatever the job calls for. And each one is guaranteed to perform for life.



RUST-RESISTANT, EASY CLEANING

Fully polished finish resists rust and oxidation, offering easier cleanup after tough jobs.




RAISED PANEL DESIGN

Wrenches available in raised panel designs for additional strength and durability, allowing the wrench shaft to withstand rigorous use.

DROP FORGED ALLOY STEEL

Heavy duty steel composition handles tough jobsite demands.




V-GROOVE DESIGN

Reduces wear and tear, and provides a better grip on fasteners.



15° OFFSET

Box ends are designed with a 15° offset to provide clearance for your fingers and other obstructions near the fastener.



RADIUS CORNERS

Grips the flat side of fasteners and prevents round-off.



CHAMFERED BOX END

Allows for fast and easy guidance onto fasteners.



STORAGE AND DISPLAY OPTIONS

Canvas pouch and storage options are available for additional convenience in the workplace.

Crowsfoot wrench sets come mounted on a storage rail.



RAISED PANEL
COMBINATION



STUBBY



ANGLE HEAD



JUMBO
ANGLE HEAD



JUMBO
COMBINATION



FLARE NUT



DOUBLE BOX



HALF MOON



S-STYLE



CROWSFOOT

WIDE **VARIETY** OF WRENCHES

SUPER JUMBO RATCHETING WRENCH SET

- Geartech™ deep tooth design for increased torque over standard ratchet wrenches
- 72 tooth design for a 5° swing per tooth vs. standard 30° for standard ratchet wrenches

9937 SET OF 6

MODEL	SIZE	MODEL	SIZE
993701	1-5/16"	993705	1-5/8"
993702	1-3/8"	993709	1-7/8"
993704	1-1/2"	993710	2"



FULLY POLISHED SAE ANGLE HEAD WRENCH SET

9914A SET OF 14

MODEL	SIZE	MODEL	SIZE
991401	3/8"	991408	13/16"
991402	7/16"	991409	7/8"
991403	1/2"	991410	15/16"
991404	9/16"	991411	1"
991405	5/8"	991412	1-1/16"
991406	11/16"	991413	1-1/8"
991407	3/4"	991414	1-1/4"



FULLY POLISHED METRIC ANGLE HEAD WRENCH SET

9914MA SET OF 14

MODEL	SIZE	MODEL	SIZE
991404M	6mm	991408M	13mm
991403M	7mm	991409M	14mm
991402M	8mm	991410M	15mm
991401M	9mm	991411M	16mm
991405M	10mm	991412M	17mm
991406M	11mm	991413M	18mm
991407M	12mm	991414M	19mm

