

GENERAL INFORMATION

HOME OFFICE

319 West Main Street • P.O. Box 348 • Jackson, Missouri 63755
Phone: (573) 243-3141
Fax: (573) 243-7122
www.lencoautomotive.com

TABLE OF CONTENTS

PAGE	CONTENT	PAGE	CONTENT
1	PANELMASTER	6	Quick Pry, Quick Claw Kit, and Service Cart
2	LAS-8 and L-4000 MKII	7-9	Quality Tips and Accessories
3	Portable Dent Pulling Systems	10	Ordering Number Index
4	Welding Blankets		
5	OPK-20 and L-950		

“SAFETY WARNINGS”



- Electric shock can kill.
- Keep all insulation in place and tight.
- Always keep screw heads below insulation.
- Never allow electrode holders or electrodes to be immersed in water.



- Smoke, fumes and gases can be dangerous to your health.
- Always assure proper ventilation when welding.



- Ultraviolet rays, molten material and sparks can cause eye and skin injuries.
- Always weld with a welding helmet equipped with the proper lens.
- Always assure that you are protected from arc rays and sparks by wearing proper gloves and clothing.



- Welding sparks can cause fires and explosions.
- Be sure to remove any flammable materials from the work area.
- Always have a fully charged fire extinguisher ready for use.



- “EMF” Electro Magnetic Fields
- To reduce the effects of low frequency electric and magnetic fields, use the following recommendations:
- Welding cables should be kept close together.
- Draping or coiling welding cables around the body should be avoided.
- Pacemaker users - consult doctor before operating.

NOTE: Material Safety Data Sheets (MSDS) are provided where applicable. Additional copies available upon request.



2011 LENCO CATALOG

Copyright 2011 NLC, Inc.; Jackson, Missouri
All Right Reserved

No page or part of any page in this catalog may be reproduced in any form without written permission of copyright owner shown above.



RESISTANCE SPOT WELDERS



PANELMASTER

The new Lenco PANELMASTER combines durability and functionality, making it a cost effective, workhorse welder for today's collision repair market. With fully liquid cooled welding leads and a newly designed ultra efficient transformer, the PANELMASTER delivers 8000 amps of welding power dependably and consistently. Simple, user friendly operation with single dial weld adjustment takes all the guess work out, saving valuable time and increasing profits. Also included with the PANELMASTER are a single side welding lead assembly, 14" electrode arms, and wheelhouse electrodes for difficult to reach areas.

- Generates 8,000 amps
- Clamping force of 550 lbs.
- Maximum welding capacity of 3 pc. 18 ga.
- Mounted on easy movable cart
- Has one sided spot welding gun
- 14" long reach arms
- Wheelhouse electrode arms
- Primary voltage is 208/230 single phase 50/60hz. 60 amps
- Shipping weight 285 lbs.
- 25' Power cable



20947-B 14"
Electrode Arms - Included



20946 Wheelhouse
Electrode Arms - Included



ORDERING INFORMATION

Part No.	Ordering No.	Description	Primary Voltage	KVA Rating	Line Fuse	Size	Power Input Cable	Maximum Welding Capacity	Duty Cycle	Shipping Weight
LPM-8	20610	PANELMASTER	208/230 VAC Single Phase	8	60 Amp	45"H x 23"W x 25"D	25'	3 pc. 18 ga.Sq.gun	50%	300 lbs.
B-144	26144	Welding Tips - Standard Arms (pkg 2)								
B-143	26143	Welding Tips - Long Reach Arms (pkg 2)								
LAS-415	23415	Coolant - 1 gallon								

LAS-8 AUTOSPOT

The LAS-8 is a compact, but powerful multifunction resistance spot welder. Generating 8,000 amps, the LAS-8 can do both squeeze type and single sided welding, as well as dent pulling.

- Programmable keypad for precise weld settings
- Pinch Gun suspended for convenient, easy use
- Single sided welding capability
- Includes dent pulling attachment
- Carbon arc shrinking capability



ORDERING INFORMATION

Part No.	Ordering No.	Description	Primary Voltage	KVA Rating	Line Fuse	Size	Power Input Cable	Maximum Welding Capacity	
LAS-8	20908	AUTOSPOT®	208/230 Single Phase 60/50HZ	8	50 Amp	44" H x 20" W x 26" L	25', No. 10/3 wire	20 ga. (single sided) 3 pc. 18 ga. (smartgun)	285 lbs.
LAS-945	20945	Long reach electrode arms - 22"							
LAS-947	20947	Mid-depth arms - 14"							
LAS-946	20946	Wheelhouse electrode arms							
LAS-5210	2095210	Standard Smart Gun Tips (each)							
LAS-5211	2095211	Long Reach Tips (each)							
LAS-7335	2097335	Wheelhouse tips (used with one LAS-5210 tip)							
LAS-7654	2097654	Single Side Weld Tip (for accessory multi-function gun)							

LENCOSPOT® MARK II®

With the **LENCOSPOT® MARK II®** Welder, you can make factory type spot welds in the shop. It's simple to operate...simply press the two electrode guns against the work, press the button and the welder does the work. Two spot welds every time. Time of the welds are automatically controlled by solid state electronic circuitry. No guess work...**no gases or wire to buy...no warpage...no flame...**and perfect welds time after time, panel after panel. It is the perfect answer to lower the ever rising labor costs.

**THE LENCOSPOT® MARK II®
Autobody Dual-Spot Welder
Offers All These Features:**

- Protected Control Panel
- Streamlined Construction
- On/Off Indicating Switch
- Solid State Timer
- Tool Storage Space
- Easy Portability

Part No.
L-4000



ORDERING INFORMATION

Part No.	Ordering No.	Description	Primary Voltage	KVA Rating	Line Fuse	Size	Power Input Cable	Welding Cable Length	Maximum Welding Capacity	Weight
L-4000	20400	LENCOSPOT® Mark II®	208/230 Single Phase 60/50HZ	4	50 Amp	20 1/2"Hx11"Wx16"L	50', No. 10/3 wire	5'	20 Gauge Autobody Steel	110 lbs. (49.9kg)
L-4480	20480	LENCOSPOT® Mark II®	480 Single Phase 60/50HZ	4	30 Amp	20 1/2"Hx11"Wx16"L	Not Available	5'	20 Gauge Autobody Steel	97 lbs. (44kg)
A-260	29130	5' Cable Assembly								12 lbs. (5.44kg)
A-144	21050	Regular Welding Tips (pkg 2)								
A-145	21040	Drip Rail Welding Tips (pkg 2)								

DENT PULLING SYSTEM



LP-2000 LENCOPULL



LENCO dent pulling systems allow for any type of pull in any situation. The systems have their own specially designed transformers and are available in 120 or 230 VAC.

LP-2000 - Star tip welds directly to the workpiece.
Built on slide hammer for one step operation.
Can shrink light gauge metals.

ORDERING INFORMATION

Part No.	Ordering No.	Description	Primary Voltage	Line Fuse	Size	Power Input Cable	Cable Assembly Length	Weight
LP-2000	20720	LENCOPULL®	208/230 Single Phase 60/50HZ	20 Amp	11 1/2"Hx15"Wx16 3/4"L	25', No. 12/3 wire	7' Power Cable Lead 7' Ground Cable Lead	64 lbs.(29kg)
LP-2000	20820	LENCOPULL®	120 60/50HZ	20 Amp	11 1/2"Hx15"Wx16 3/4"L	25', No. 12/3 wire	7' Power Cable Lead 7' Ground Cable Lead	64 lbs.(29kg)
QP-451	27451	Star Tips - Package of 10						

WELDING BLANKETS



Non-Coated

550°C (1000°F Approx.)

Kevlar Stitching

(Blankets Only)

100% 30 oz. Fiberglass

**Available with or without
Grommets 24" Approx.**



Model	Item Code No.	Finished size	Grommet	Color
LWB-66	08810	5' - 8" X 5' - 8"	Yes	Golden
LWB-66NG	08812	5' - 8" X 5' - 8"	No	Golden
LWB-68	08820	5' - 8" X 7' - 8"	Yes	Golden
LWB-68NG	08822	5' - 8" X 7' - 8"	No	Golden
LWR-6150	08850	6' X 150'	No	Golden

QUALITY L-4000 ATTACHMENTS



QUICK PULL KIT


- No More Holes to Drill
- No More Long Studs
- No More Washers

Autobody Dent Pulling Attachment *Eliminate Several Steps*

Part No.
QPK-20



**Star Tip Welds
Directly To Workpiece
With Built In Puller**



Save Time – Increase Profits

The QPK-20 Attachment comes complete with a 7' power cable slide hammer and a 7' ground clamp/magnetic cable assembly, metal shrinking tip (A-201), allen wrench and a package of extra star tips (10). The QPK-20 Attachment is for use with any LENCO spot welder.

ORDERING INFORMATION

Part No.	Ordering No.	Description
QPK-20*	27420	Dent Pulling Attachment
QP-421*	27421	Power Cable Assy. (7' long)
QP-424*	27424	Electrode Head Kit (includes head, compression screws, A-201 metal shrinking tip, pkg. 10 star tips and allen wrench)
QP-451	27451	Star Tip (10 pieces)
QP-461	27461	Ground Cable Assy. (7' long)

UNI-SPOT III



Part No.
L-950

Save Time !

Spot weld difficult to reach areas quickly and easily making factory type spot welds.

- Eliminate warpage
- Eliminate distortion
- Reduce weld clean-up
- Welds two combined pieces of 18 gauge auto body stock

Attach the "UNI-SPOT III" to your LENCO SERIES RESISTANT WELDER.

There is no need to disconnect the dual-spot cable assembly when using the "UNI-SPOT III" attachment with your LENCO spot welder. You will need to connect the trigger switch plug on the attachment you wish to use.

SAVE MONEY !

With the "UNI-SPOT III" attachment, there are no consumables to buy or shop air needed for cooling.

- NO GAS
- NO WIRE
- NO SPECIAL TRAINING

ORDERING INFORMATION

Part No.	Ordering No.	Description
L-950*	27001	Uni-Spot III
U 2041*	272041	Stationary Cable Assy.
U-2051	272051	Movable Cable Assy.
UNI-SPOT III TIPS		
UL-201	27201	Long Spot Tip
US-202	27202	Short Spot Tip
UD-203	27203	Drip Rail Spot Tip



Long Spot Tip
Part No.
UL-201





Short Spot Tip
Part No.
US-202



Drip Rail Spot Tip
Part No.
UD-203

*3000 / 5000 series requires adapter kit. - See page 8

QUICK PRY




FOR INCREASED LEVERAGE WITH THE QPK-20 OR LP-2000

- Heavy duty steel construction for uncompromising strength
- Multi position footpad allows for a variety of pulling angles

ORDERING INFORMATION		
Part No.	Ordering No.	Description
QP-466	27466	Quick Pry

QUICK CLAW KIT



- Allows long sections to be straightened with a single pull
- Independent finger action creates an even pull
- Quick wire is reusable

ORDERING INFORMATION		
Part No.	Ordering No.	Description
QC-469*	27469	Quick Claw Kit
A-204	21120	Quick Wire Tip
QW-470	27470	Quick Wire
QC-471	27471	Quick Claw
*Includes A-204, QW-470, QC-471		

SERVICE CART

Built For Service... Designed to Make Your Job Easier and More Efficient.

You can elevate your LENCOSPOT® MARK II® Welder to the proper height for spotting tops, and yet it will be low enough to easily spot in a wheel housing. Bring your tools to the job; everything you need on the job is at your fingertips. The Service Cart is made of heavy gauge steel and has two heavy duty 8" wheels on the back. Casters with bearings on the front make it easy to move to the job.

ORDERING INFORMATION				
Part No.	Ordering No.	Description	Weight	Height
A-2000	22150	Panelspotter®/LENCOSPOT® LENCOPULL® -Service Cart	23 lbs. (10.4kg)	28" (711mm)



QUALITY TIPS

A-100 SERIES

The **A-144** Regular Tips are used for normal panel replacement procedures. Place an A-144 tip in each electrode and weld - two spots at a time from one side.



Part No. A-144

The **A-145** Drip Rail thin shank tip is used when spot welding drip rails, trunk gutters, and other areas that are too narrow for the normal tip. Use the same procedure for welding as the A-144 tips.



Part No. A-145

ORDERING INFORMATION

Part No.	Ordering No.	Description
A-144	21050	(2) Welding Tip-Regular
A-145	21040	(2) Welding Tip-Drip Rail

A-200 SERIES

The **A-200** Stud Welding Tip is a hollow tip used for welding No. 10 round head screws to a panel. These studs can then be used for pulling dents, hanging upholstery, etc. Insert the screw threads into the hole of the A-200 tip, place the head of the screw against the metal, and then weld.



Part No. A-200

The **A-201** Metal Shrinker is a blunt, heat creating tip used with the Swivel Ground to heat shrink stretched sheet metal. Position the metal shrinking tip, pull the trigger, remove the tip immediately from the spot and cool the metal with a wet cloth.



Part No. A-201

The **A-202** Washer Welder is a slotted tip which accepts standard USS 1/4" washers. Place a washer in the slot of the tip, position the washer in the crease to be pulled, and then weld. After pull is made, the washer may be easily twisted off the panel.



Part No. A-202

The **A-203** Swivel Ground Tip is used with the other A-200 Series special tips to complete the circuit so that one spot at a time can be made. The A-203 is placed in the switchless electrode.

The **A-204** Quick Wire Tip is used to weld on the QW-470 Quick Wire for autobody dent pulling. Simply place the notch of the tip over the quick wire where it joins the panel and weld



Part No. A-204

ORDERING INFORMATION

Part No.	Ordering No.	Description
A-200	21080	Welding Tip-Hollow, Stud Weld
A-201	21090	Welding Tip-Blunt, Heat Shrinking
A-202	21100	Welding Tip-Slotted
A-203	21110	Swivel Headed Ground Tip
A-204	21120	Quick Wire Tip



Part No. A-203

SPK SERIES

The **SPK-102** Long Stud Welding Tip is a hollow tip used for welding SPK-109 Long Welding Studs. These studs are used for pulling dents with a slide hammer. Insert the stud into the hole of the tip, place the head of the stud against the metal and weld.



Part No. SPK-102

The **SPK-103** Molding Rivet Welding Tip is used to weld SPK-110 Molding Rivets. This special tip has a magnet in it to hold the molding rivet in place before welding. Put the molding rivet welding tip in one electrode and a ground tip in the other, insert rivet and you are ready to weld. You may weld two molding rivets at a time if you so desire.



Part No. SPK-103

The **SPK-109** Long Welding Stud is 2" long x .090 diameter and is designed to be used with the SPK-102 Long Stud Welding Tip. (100 per package)



Part No. SPK-109

The **SPK-110** Molding Rivets are designed to be used in the installation of moldings on today's cars and are used with the SPK-103 Molding Rivet Tip. (100) per package)



Part No. SPK-110

ORDERING INFORMATION

Part No.	Ordering No.	Description
SPK-102	28916	Welding Tip-Long Stud
SPK-103	28917	Welding Tip-Molding Rivets
SPK-109	28923	Long Welding Stud
SPK-110	28924	Molding Rivets

NOTE: For the small molding rivets, the timer on your welder (L-4000) should be set on 1/2. For the nail type studs, the Welder should be set between 1/2 to 1. For threaded studs like screws, the timer should be set on 3. (These settings may vary due to voltage and material alloys.)

Above tips can be used with 3000 Panelspotter®, 5000 and L-4000 LENCOSPOT®

CONVERSION KIT

The Conversion Kit will upgrade your 3000 and 5000 Lenco spot welders to be compatible with Lenco's L-4000 LENCOSPOT®. Your welder will then accept Lenco's QPK-20, L-950 and A-260 attachments.


Part No.
CK-35



ORDERING INFORMATION

Part No.	Ordering No.	Description
CK-35	27217	Spot Welder Conversion Kit

TIP SHARPENER



Part No.
PTS-100

Sharp tips make better welds. Sharpen your tips on the job without removing the tips from the electrode. The collar will fit over the electrode, centering the tip. Apply pressure turning clockwise and the tool steel blade will sharpen the copper tip to its original 1/8" diameter.

ORDERING INFORMATION

Part No.	Ordering No.	Description
PTS-100	21020	Tip Sharpener
PTS-1001	21021	Replacement Blades

ELECTRODE CLEANING BRUSH

Part No.
STSW



ORDERING INFORMATION

Part No.	Ordering No.	Description
STSW	21060	Electrode Cleaning Brush

The STSW brush is designed especially for removing oxides from the holes in electrodes.

SPOT WELDER TIP KIT



Part No.
ET-103

The **SPOT WELDER TIP KIT** gives the owner of a Panelspotter® or LENCOSPOT® Welder an ample supply of new regular and drip rail tips. It also includes special tips for dent pulling, metal shrinking and stud welding. These regular and special tips not only let you use your welder for body metal replacements but turn it into an everyday tool for additional applications.

**THE ET-103 CONTAINS
THE FOLLOWING ITEMS:**

- 2-No. A-144 Regular Welding Tips
- 2-No. A-145 Drip Rail Welding Tips
- 1-No. A-200 Stud Welding Tip
- 1-No. A-201 Metal Shrinking Tip
- 1-No. A-202 Washer Welding Tip
- 1-No. A-203 Swivel Ground Tip
- 1-No. STSW Holder Cleaning Brush
- 1-No. SPK-102 Long Stud Welding Tip
- 1-No. SPK-103 Molding Rivet Welding Tip



Part No.
ET-102

ORDERING INFORMATION

Part No.	Ordering No.	Description
ET-103	22020	Tip Kit
ET-102	22010	(2) (A-144) 1(STSW)

**ORDERING NUMBER INDEX**

Ordering No.	Part No.	Description	Page
20400	L-4000	MARK II Welder	2
20480	L-4480	Welder	2
20720	LP-2000	LENCOPULL, 230V	3
20820	LP-2000	LENCOPULL, 120V	3
20908	LAS-8	LENCO AUTOSPOT	2
20945	LAS-945	22" Electrode Arms	2
20946	LAS-946	Wheelhouse Electrode Arms	2
20947	LAS-947	14" Electrode Arms	2
20947-B	LAS-947-B	14" Electrode Arms for PANELMASTER	1
2095210	LAS-5210	Standard Smart Gun Tips	2
2095211	LAS-5211	Long Reach Tips	2
2097335	LAS-7335	Wheelhouse Tips	2
2097654	LAS-7654	Single Side Weld Tip	2
21020	PTS-100	Tip Sharpener	8
21021	PTS-1001	Blade Only	8
21040	A-145	Welding Tip - Drip Rail (Pkg. of 2)	7
21050	A-144	Welding Tip - Regular (Pkg. of 2)	7
21060	STSW	Cleaning Brush	8
21080	A-200	Welding Tip - Hollow	7
21090	A-201	Welding Tip - Blunt	7
21100	A-202	Welding Tip - Slotted	7
21110	A-203	Welding Tip - Swivel	7
21120	A-204	Welding Tip - Quick Wire	7
22010	ET-102	Welding Tip Kit	9
22020	ET-103	Welding Tip Kit	9
22150	A-2000	Service Cart	6
27001	L-950	UNI-SPOT III	5
27201	UL-201	Long Spot Tip	5
27202	US-202	Short Spot Tip	5
27203	UD-203	Drip Rail Spot Tip	5
272041	U-2041	Stationary Cable Assembly	5
272051	U-2051	Movable Cable Assembly	5
27217	CK-35	Conversion Kit	8
27420	QPK-20	Quick Pull Dent Attachment	5
27421	QP-421	Power Cable Assembly	5
27424	QP-424	Electrode Head Kit	5
27451	QP-451	Star Tips - 10 Pieces	5
27461	QP-461	Ground Cable Assembly w/Magnetic Base	5
27466	QP-466	LENCO Quick Pry	6
27469	QC-469	Quick Claw Kit	6
27470	QW-470	Quick Wire	6
27471	QC-471	Quick Claw Puller	6
28916	SPK-102	Welding Tip - Long Studs	7
28917	SPK-103	Welding Tip - Mold Rivet	7
28923	SPK-109	Long Welding Stud - 100	7
28924	SPK-110	Mold Rivets - 100	7
29130	A-260	Cable Assembly	2



LIMITED WARRANTY

Subject to the terms and conditions hereof, NLC, Inc., Jackson, Missouri, warrants its products to be free from defects in workmanship and material at the time of delivery by NLC, Inc.

NLC, Inc will honor warranty claims on products as a result of failure from a defect for a period of 30 days from date of sale to the original user.

L-4000 series resistance welders, LAS-8 & PANELMASTER welders and LP-2000 LENCOPULLS manufactured by NLC, Inc. carry a one (1) full year warranty (cable assemblies discretionary) when installed and used according to NLC, Inc. approved operating instructions.

Transformers - NLC, Inc. warrants welding transformers on all PANELMASTER, LAS-8, and LP-2000 machines for a period of three (3) years from original purchase.

All warranty repair work must be authorized and confirmed by NLC, Inc. All returns will be at customer's expense.

It is understood the warranty does not cover among other things, misuse, damage in transit, neglect, alterations, accidents or damages caused by floods and is the only warranty either expressed or implied covering our products.